

NEW JWC8500 SERIES
HYBRID WINDOWS

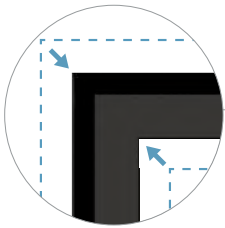


JELD WEN

NEW JWC8500 SERIES HYBRID WINDOWS

EMBRACE THE FUTURE WITH JELD-WEN OF CANADA'S MOST ENERGY-EFFICIENT WINDOW

JELD-WEN of Canada proudly introduces the groundbreaking JWC8500 series window—a perfect blend of style, performance, and energy savings, meticulously engineered to exceed expectations. With our newest addition to the JELD-WEN® 8500 window series, the JWC8500 hybrid option exceeds performance, in all regions of Canada, offering an aluminum-clad exterior finish with an exquisite selection of colours to choose from. A hybrid window is a vinyl window with a protective extruded aluminum exterior, that provides a beautiful aesthetic with the reliability and low-maintenance of a vinyl window. The exterior aluminum finish offers durability and excellent resistance against the elements.



26% LOWER PROFILE FRAME INCREASES GLASS AREA

Enjoy a 26% slimmer frame that maximizes the glass area, maintains window strength and enhances your view while inviting more natural light—adding a sleek, modern touch.

22% UP TO 22% BETTER ENERGY EFFICIENCY

2030-rated to meet Canada's ER 44 or U-Factor 0.14 (U.S./I-P) / 0.82 (Metric/SI) building code targets. These windows offer impressive energy efficiency to maintain the comfort of your home, and help save on utility bills without sacrificing quality or performance.

SOUND REDUCTION WITH TRI-PANE

Upgrade to our Tri-Pane windows and gain more sound resistance, ensuring a quieter and more energy-efficient home.

VERSATILE

Our industry-leading vinyl windows are tailored to meet regional needs of homeowners and professionals across Canada. Blending functionality and design to suit any project.

ENERGY EFFICIENT AND ECONOMICAL


These cost-effective windows offer impressive energy efficiency, helping save on utility bills without sacrificing quality or performance.

LOW MAINTENANCE AND LONG-LASTING

Our innovative aluminum-clad vinyl windows feature the conveniences of an all-vinyl frame with a sleek aluminum-clad finish. Get increased durability and protection, while enjoying the avant-garde appearance provided by JELD-WEN's premium quality product.




FULL EXTERIOR AND BRICKMOULD COLOURS



Full colour range plus custom colours available.


INTERIOR COLOURS



Variances in photography and printing may cause colours shown in this catalogue to vary from the actual finish.


DUAL-PANE AND TRI-PANE GLASS OPTIONS

Choose from our Low-E glass options—SunFlow™, SunStable™, SunResist™ or HeatSave™ for year-round comfort, lower energy bills and optimal performance.



INTERIOR GLAZED WITH HARDWARE COVER

Interior glazed windows feature a patent-pending hardware cover for easier serviceability.



CONTEMPORARY NESTING HANDLE AND MULTI-POINT LOCK

Sleek low profile hardware design with an upgraded dual arm operator.

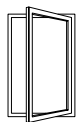
White hardware on white interior window and black hardware on black FiniShield™ interior window.



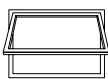
Engineered with a slimmer frame, maximizing the glass area, as well as offering a window that performs to meet Canada's 2030 targeted energy efficiency rating, the JWC8500 series Hybrid window exceeds performance, in all regions of Canada.




WINDOW STYLES



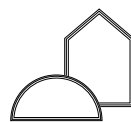
Casement



Awning



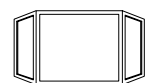
Fixed



Radius/
Geometric




Bow




Bay

GLASS OPTIONS



Dual-Pane Glass



Tri-Pane Glass

Designed for Canada's extreme climate, JELD-WEN® offers a range of Dual-Pane and Tri-Pane glass options featuring advanced Low-E coatings. Our True Tri-Pane Technology™ consists of three panes of glass, two 1/2" (13 mm) Argon-filled air spaces, and a 1 3/8" (35 mm) thick insulated glass unit, outperforming standard 1" (25 mm) Tri-Pane windows by 30% in insulation. These windows effectively reduce energy costs, ensure year-round comfort, minimize interior condensation during winter, and provide added security. Choose JELD-WEN Tri-Pane windows for a smarter, more comfortable home throughout the year.

PRIVACY GLASS



Grey Tinted Bronze Tinted Rain Tinted Sandblasted Obscure Pinhead Obscure

TEMPERED GLASS

Tempered glass provides exceptional safety and durability through heat treatment. Required by building codes for windows near floors, doors or bathrooms.



Discover the innovative FlexScreen, featuring U-Channel integration for a secure fit without pins or corner keys. Enjoy effortless removal by folding the screen inward. Its sleek design and rip resistance outshine conventional screens.



Standard screen BetterVue™ insect screen



Enhance your FlexScreen with the BetterVue Mesh upgrade. This finer mesh optimizes airflow, visibility, and natural light while offering superior insect protection. Its patent-pending technology sheds water and debris during rainstorms, ensuring easy maintenance and a clear outward view.

GLASS PERFORMANCE

			U-FACTOR Lower values are better at retaining more energy inside your home.	SOLAR HEAT GAIN (SHGC) Harness the sun's energy to heat your home.	VISIBILITY (VLT) Improve the visibility inside and out of your home.	UV PROTECTION Protect your health and décor from the sun's harmful UV rays.	ENERGY RATING Higher values are better at balancing solar heat gain and energy efficiency.
SUNFLOW™ GLASS Ideal for sunny exposures that can harness the sun's energy to warm your indoor spaces. A single Low-E coating offers the highest Energy Rating, SHG, and visibility. It is less effective at retaining energy within your home.		Dual-Pane Low-E/Clear	0.27 - 0.28 (U.S./I-P) 1.53 - 1.59 (Metric/SI)				35-38
		Tri-Pane Low-E/Clear/Low-E	0.17 (U.S./I-P) 0.97 (Metric/SI)				42-45
		Tri-Pane + HeatSave™ Low-E/Clear/Low-E/Low-E	0.15 - 0.16 (U.S./I-P) 0.85 - 0.91 (Metric/SI)				42-47
SUNSTABLE™ GLASS A balanced solution for most climates. Dual Low-E coatings moderate SHG, U-Factor, UV protection and visibility. Designed to utilize some of the sun's energy for heating while improving energy retention.		Dual-Pane Low-E/Clear	0.27 (U.S./I-P) 1.53 (Metric/SI)				23-26
		Tri-Pane Low-E/Clear/Low-E	0.17 (U.S./I-P) 0.97 (Metric/SI)				34-36
		Tri-Pane + HeatSave™ Low-E/Clear/Low-E/Low-E	0.15 - 0.16 (U.S./I-P) 0.85 - 0.91 (Metric/SI)				35-39
SUNRESIST™ GLASS Our most energy efficient option suitable for every climate. Triple Low-E coatings offer the best U-Factor and UV protection. Enjoy superior energy retention and comfort, relying less on the sun's energy.		Dual-Pane Low-E/Clear	0.26 (U.S./I-P) 1.48 (Metric/SI)				19-21
		Tri-Pane Low-E/Clear/Low-E	0.16 - 0.17 (U.S./I-P) 0.91 - 0.97 (Metric/SI)				29-31
		Tri-Pane + HeatSave™ Low-E/Clear/Low-E/Low-E	0.15 (U.S./I-P) 0.85 (Metric/SI)				31-33
HEATSAVE™ GLASS Combined with other Low-E options to amplify U-Factor and maximize energy retention without sacrificing fix window.							

The information presented is based on 3 mm glazing and represents whole product values. Numbers may vary when other glass thicknesses and tinted glazing are used. Ranges reflect differences between fixed and operator. Please consult with your sales representative for more details.

JELD-WEN®

The JELD-WEN® website is your ultimate resource for learning about our reliable windows and doors. It has all the product information and design advice you need.

JELD-WEN reserves the right to change product specifications without notice.
Please check our website for current information: www.jeld-wen.ca



Follow us online



jeld-wen.ca

01C-97ZA
07/24
DF® Collection
Printed in Canada